



To be read by D.C.'s, Trainers, Parents and Competitors

This Tack Sheet covers Dressage within Horse Trials, Combined Training and Pure Dressage.

It is the responsibility of competitors to ensure the correct tack is used in conjunction with 2010 Rules. All tack should be properly maintained, correctly fitted & clean when presented for Tack Inspection.

If a Tack Steward finds any gadget/bit or piece of saddlery that in his/her opinion is cruel, the Chief Steward, who has absolute discretion to forbid its use and to ban the respective animal from competition, will be called.

Saddlery which is not allowed for competition may not, upon penalty of elimination, be worn on the day of competition. Actions deemed cruel will eliminate the combination of horse & rider.

Rider only may school & ride their horse at competitions.

Bridles: Plain leather only recommended. Synthetic bridles must have leather strap at buckle end.

Reins: Plastic or nylon must have a leather insert at buckle. Lungeing in side reins is permitted but no other gadgets are allowed. Running/draw/check are forbidden. No clips attaching reins to bit.

Bitguards: Not permitted,

**Bitless bridles/
Hackamores:** Not allowed.

**Blinkers &/or
Sheepskin cheek pieces** Forbidden

Browbands: Plain leather only.

Breastplates: Permitted

Saddles: Black or brown of plain English type, with full tree and two (or more) buckled girth strap. Synthetic saddles allowed. No coloured saddles, no felt saddles.

Stirrups If safety stirrups are used they must have correct rubber bands. Peacock leathers allowed for under 12's **only**. Stirrups must fit correctly, i.e. 2 cm space on either side of the foot. Stirrup bar must be down.

Numnahs Cloths/Pads: White or dark colour only. Any piping round the edge should be of

the same colour. No logo or writing.

Whips: **Not allowed for Pure Dressage.**

Schooling whips to 1.10m.

Whips (75cm) must have flap on end.

Studs: Care should be taken when using studs.

Spurs: Blunt only, made of metal without rowels or sharp edges. If curved, the curve must be downward and the shank straight back. **Metal spurs with rubber rowels and easy spurs allowed.** Members: 3.5cm. Junior and Intermediate: 2cm
Under 12's competition – spurs not allowed

Dressage Bits: No leather or wooden mouth-pieces allowed. Additional covering on any part not allowed. All smooth snaffle bits with or without cheeks allowed. If there are two joints, the middle link must be smooth and rounded. **No Gag Snaffles, 3 Ring Snaffles, Roller Snaffles or Dr. Bristol snaffles allowed. This applies to under 12's also.**

PERMITTED BITS IN IPC DRESSAGE

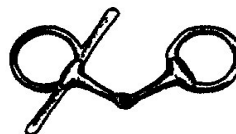
1. Unjointed rubber snaffle



4(b). Loose ring snaffle



2. Snaffle with/without cheeks



5. French Link



3. Dee Bit




6. Mullen Mouth



4(a). Eggbutt snaffle



7 Hanging Cheek Snaffle



IPC DRESSAGE TACK SHEET 2010



GENERAL RULES & INFORMATION FOR RIDER'S TURN OUT & SAFETY

HATS - Only Hat/Skull Caps to PAS 015 or EN 1384 or ASTM F1163 (with S.E.I.) **Snell E2001** are allowed. All hats must bear the CE mark and a quality symbol, either **BSI Kitemark** or the **SEI Global symbol**. Black or navy covers only for Dressage.

Chin Straps - Must be fastened at all times when mounted (on penalty of elimination).

Hair Nets - Long hair must be tied-up in hair net.

Body Protectors - Correctly fitted (2cm below rib cage) allowed.

Body-rings/studs/ Jewellery/Buttonholes - are forbidden.

Jackets - Tweed with Pony Club tie or coloured

stock. Black or navy blue with Pony Club tie or white or cream stock. Seniors must wear a jacket. At Championships and Area Qualifiers Dressage Tests should be ridden in a jacket.

Shirt – stock shirt may be worn with correctly tied stock and PC badge or collared shirt with PC tie & badge. Collarless shirts with PC tie forbidden.

Stocks Traditional self-tied stocks may be worn. Stocks must be secure.




PC Badges, Test Discs – must be worn.

Jodhpurs/Breeches – only cream/white/beige.

Gaiters Black or brown leather polished (not suede), may be worn with black or brown boots. **Suede allowed for Under 12's.**

IPC TACK SHEET SUMMARY DRESSAGE 2010

RIDER

  	HAT PAS 015 EN 1384 SNELL 2001 with BSI Kitemark or ASTM F1163 with SEI	SKULL CAP PAS 015 En 1384 SNELL 2001 with BSI Kitemark or ASTM F1163 with SEI		GLOVES	STOCK	TIE	WHIPS	SPURS Jnr/Int 2cm Snr 3.5 cm Metal with curve pointed down ward. Easy spurs allowed	COLOURS	MEDICAL ARMBAND WITH PHOTO
	✓	✓		C	✓	✓	X	✓	X	
	✓	✓		C	✓	✓	✓	✓	X	
	✓	✓		C	✓	✓	✓	✓	X	

HORSE

	BRIDLE (leather recommended) If using synthetic fibre, recommended leather insert at rein buckle			NOSEBAND		MART- IN- GALE	GIRTHS Min. of two buckles	BOOTS OR BAND- AGES	SUR- CINGLE
	Snaffle	Pelham	Double	Cavesson Drop/ Flash Grackle		Kinet on			
	✓	X	X	✓		X	X	C	X
	✓	X	X	✓		X	X	C	X

Key to symbols: ✓=permitted, X=forbidden, C=compulsory, R=recommended